

How Medi-Cal Supports Hospitals in Congressional District 22

Medi-Cal is California's Medicaid program. It covers about half of the state's children, over two million seniors and people with disabilities, and close to one in five workers. In total, Medi-Cal covers nearly 15 million people, or about one in three Californians.

In 2023, Medi-Cal patients accounted for 37% of all visits to general acute care hospitals in California. Medi-Cal paid hospitals a total of \$39 billion — about 30% of the total net patient revenue for all hospitals in the state.*

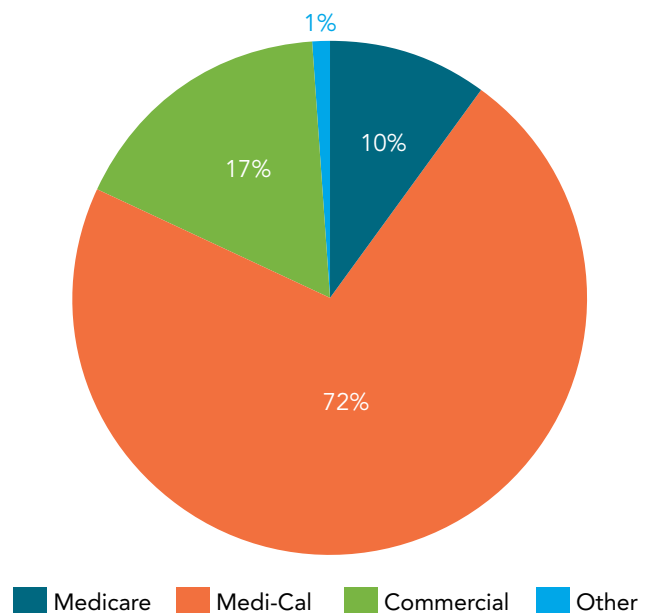
How many people are enrolled in Medi-Cal in Congressional District (CD-) 22?

CD-22 has the largest proportion and highest absolute number of Medi-Cal members in the state. Sixty-seven percent of all CD-22 residents (521,192 people) are enrolled in the program. That includes 87% of the district's children and teens (more than 225,000 residents age 0 to 19).

KEY FACTS FOR CD-22

- ▶ **Medi-Cal enrollees:** 521,192 (67% of all residents)
- ▶ **Medi-Cal hospital visits:** 207,639 (46% of all visits)
- ▶ **Hospital net patient revenue from Medi-Cal:** \$820 million (50% of all net patient revenue)

Figure 1. Net Patient Revenue at Kern Medical Center, by Payer, 2023.



Source: Analysis of 2023 data submitted by hospitals to the [California Department of Health Care Access and Information](#), accessed March 2025.

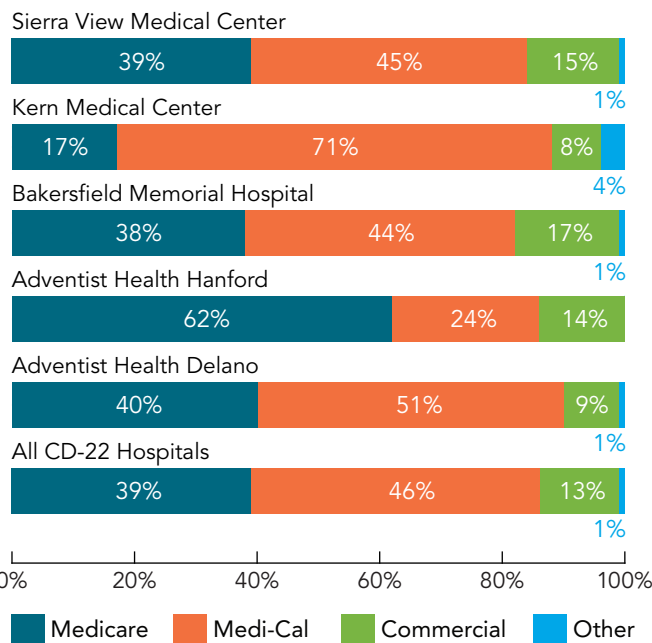
* "[Hospital Financials](#)," California Department of Health Care Access and Information (HCAI), accessed March 2025.

How much hospital revenue in CD-22 comes from Medi-Cal?

The most recent year of audited financial data shows:

- Medi-Cal is the single largest payer for each hospital, yet some rely on it more heavily than others. Kern Medical Center gets 72% of net patient revenue from Medi-Cal (Figure 1, page 1).
- Close to half (46%) of all visits to hospitals in CD-22 were for Medi-Cal patients (Figure 2).
- Medi-Cal accounted for more than \$820 million, or 50%, of net patient revenue for hospitals (Figure 3).

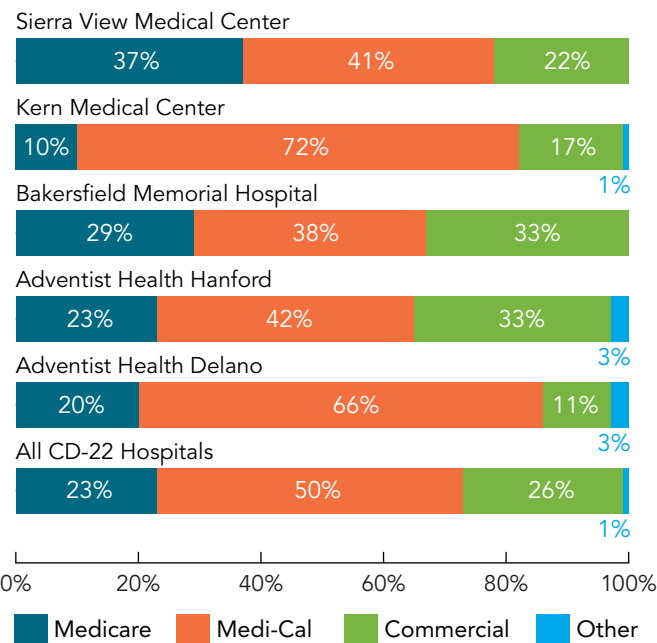
Figure 2. Percentage of Adjusted Patient Days at CD-22 Hospitals, by Payer, 2023



Notes: *Adjusted patient days* is an estimate of hospital use that incorporates both inpatient and outpatient volume. Total adjusted patient days by congressional district and individual facility is calculated using the sum of adjusted patient days by payer. *CD-22* is California congressional district 22.

Source: Analysis of 2023 data submitted by hospitals to the [California Department of Health Care Access and Information](#), accessed March 2025.

Figure 3. Percentage of Net Patient Revenue at CD-22 Hospitals, by Payer, 2023.



Notes: *Net patient revenue* is the total amount of money a health care facility receives for providing health care services to patients after accounting for certain contractual deductions and bad debt. *CD-22* is California congressional district 22.

Source: Analysis of 2023 data submitted by hospitals to the [California Department of Health Care Access and Information](#), accessed March 2025.