



CHCF Environmental Indicators and Program Dashboards

Gina Martinez and
Stephanie Teleki

CHCF Board of Directors
Meeting

June 20, 2024



CHCF's Environmental Indicators Dashboard





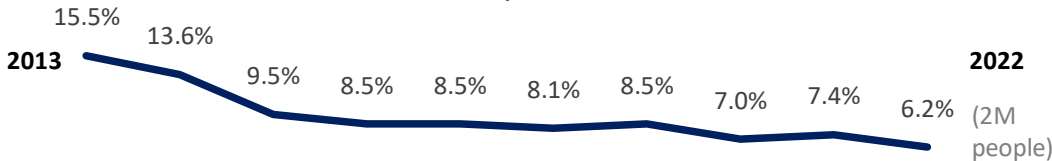
CHCF's Environmental Indicators Dashboard: Seventh Publication

- The Environmental Indicators Dashboard was designed at the request of the CHCF Board of Directors to orient Board members to the California health care environment by providing data on a set of statewide key performance indicators that pertain to our work. We originally shared this dashboard with the Board of Directors in June 2018; this is its seventh publication.
- This dashboard is a 30,000-foot view of key statistics relevant to CHCF's mission and work. These metrics focus on entrenched, systemic challenges. The data presented are not a direct measure of CHCF's impact as we alone cannot move these indicators. However, they do highlight where progress is being made and where there remains a need for sustained systemic efforts.
- Measure selection and dashboard design guiding principles include:
 - Align with CHCF goals and incorporate a strategic focus on Medi-Cal, Californians with low incomes, listening to consumers, and equity
 - Represent major quality domains (e.g., access, patient experience, clinical outcomes), equity, and cost.
- The data in this dashboard are intentionally drawn from publicly available sources that are published year over year. Of note, CHCF funds several of the data sources cited in the environmental indicators dashboard, including the California Health Interview Survey (CHIS) and the CHCF Health Policy Survey.
- Most of the measures include data from 2022 and later and therefore begin to reflect the impact of COVID-19.
- This year, we changed the preventable hospitalizations by race/ethnicity measure to allow us to use the Department of Health Care Access and Information (HCAI) as a direct source.

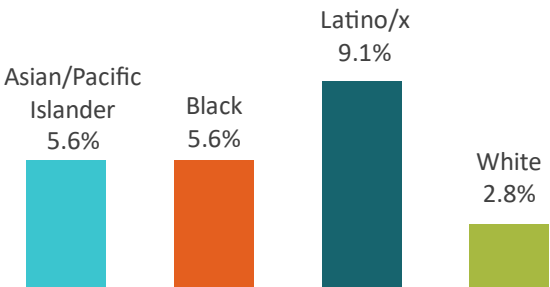
California Health Care System Environmental Indicators 2024 Edition

Access to Coverage

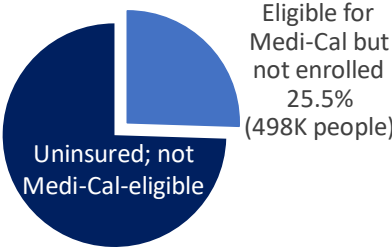
Uninsured, 2013–2022



Uninsured, by Race/Ethnicity, 2022



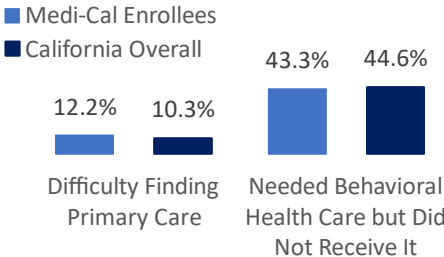
Medi-Cal Eligibility Among Uninsured, 2022



Source: California Health Interview Survey (CHIS)

Access to Quality Care

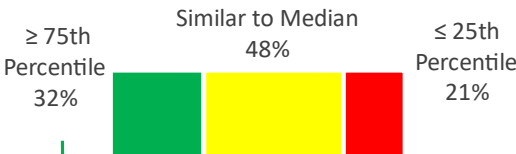
Difficulty Finding/Receiving Care, 2021–2022



Source: CHIS

Medi-Cal Quality Performance, 2022

California Compared to Nation on CMS Core Measures

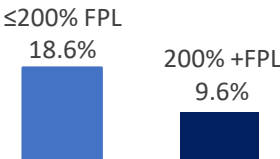


This represents an increase of over 50% compared to 2019 (21% in ≥75th percentile)

Note: n=82, CA did not report data for 2 children's measures.
Source: [Centers for Medicare & Medicaid Services \(CMS\)](#)

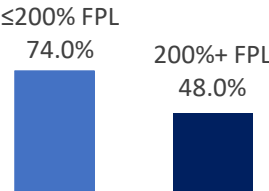
Affordability

People with High Health Care Cost Burden,* 2022



*Spend more than 10% of income on health care
Source: Current Population Survey (SHADAC)

People Who Postponed or Skipped Care Due to Cost, 2023

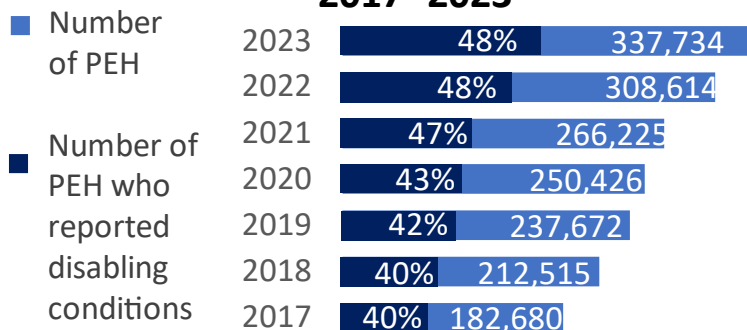


Source: [CHCF Health Policy Survey](#)

California Health Care System Environmental Indicators 2024 Edition

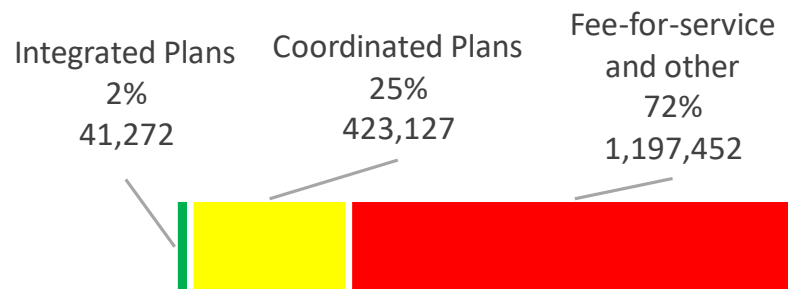
People-Centered Care

People Experiencing Homelessness (PEH), 2017- 2023



Source: [California HDIS](#)

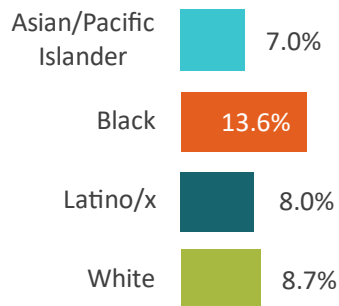
Older Adults w/ Complex Needs: Dually Eligible Californians by Medicare Delivery Model, 2024



Source: California Department of Health Care Services, CMS

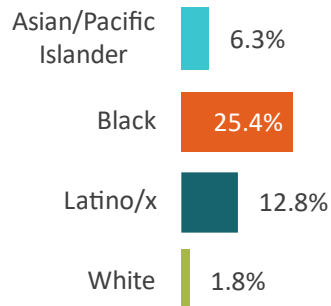
Differences by Race/Ethnicity

Preventable Hospitalizations by Race/Ethnicity, 2021



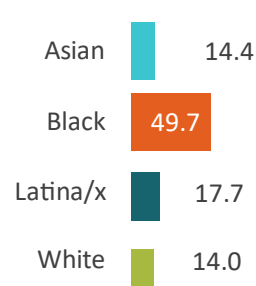
Source: [HCAI](#)

Unfair Treatment Getting Medical Care Due to Race or Ethnicity, 2022



Source: CHIS

Pregnancy-Related Deaths per 100,000 Live Births, 2019-2021



Source: [California Department of Public Health](#)

Key Takeaways

- Currently, there are important changes taking place in Medi-Cal and health care writ large in California. We anticipate that these developments will impact some of the indicators included in this dashboard over the next few years. However, we underscore that these metrics are related to challenges that will require long-term funding and significant systemic work to change.
- Important health care quality disparities by race and ethnicity:
 - **One in four Black Californians report experiencing unfair treatment due to race/ethnicity** and there has been an increase over time for all races/ethnicities except for White.
 - The **pregnancy-related mortality rate for Black birthing people has decreased modestly over time**, however, it is still more than three times higher than the rate for Asian and White birthing people. Troublingly, **the rate has increased for all other races/ethnicities**.
 - **Preventable hospitalizations have seen modest decreases over time for all races/ethnicities**, though Black Californians continue to have the highest rates.
- **Behavioral health care needs remain immense.** Similar to California overall and equally troubling, 43% of Medi-Cal members who reported needing care say they did not receive it.
- **Medi-Cal quality has increased over time.** Compared to Medicaid plans nationally, Medi-Cal plans perform similarly or better on about 80% of CMS core measures.
- **The number of people who delay or forgo care due to cost continues to rise** with nearly one in two Californians overall and about three in four Californians with low incomes reporting postponing or skipping care.
- **The number of Californians experiencing homelessness continues to climb**, and 48% of those experiencing homelessness also report a disabling condition.
- **Only 2% of people dually enrolled in Medi-Cal and Medicare**, most of whom are older adults with complex needs, **are enrolled in integrated plans**. One in four are enrolled in coordinated plans.