



California Health Insurers, Enrollment

CALIFORNIA HEALTH CARE ALMANAC QUICK REFERENCE GUIDE

FEBRUARY 2025

Insurers, by Regulator, 2023

Number of Companies with Enrollment

DMHC	CDI
92	58

Enrollment, by Regulator, 2023

(in millions)

Commercial

- ▶ Individual
- ▶ Small Group
- ▶ Large Group

Public, Managed Care

- ▶ Medicare
- ▶ Medi-Cal

Commercial and Public

Administrative Services Only (ASO)

Commercial and Public + ASO

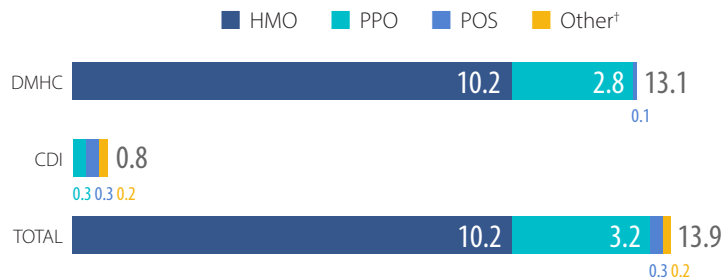
Other*

	DMHC	CDI	GROWTH/DECLINE	
Commercial	13.1	0.8	-1.1%	-6.6%
▶ Individual	2.1	0.0	1.0%	-68.9%
▶ Small Group	2.2	0.1	-0.5%	-12.4%
▶ Large Group	8.8	0.6	-1.7%	4.9%
Public, Managed Care	16.1	0.3	1.7%	8.0%
▶ Medicare	2.9	0.3	4.7%	8.0%
▶ Medi-Cal	13.2	—	1.1%	—
Commercial and Public	29.2	1.0	0.4%	-3.1%
Administrative Services Only (ASO)	0.8	5.1	7.1%	2.3%
Commercial and Public + ASO	30.0	6.1	0.6%	1.3%
Other*	7.4	0.1	5.6%	-15.4%

* Other includes enrollment From Other Plans (4.9 million), Student (83,931), Mini-Med (813), and Other DMHC (2.5 million).

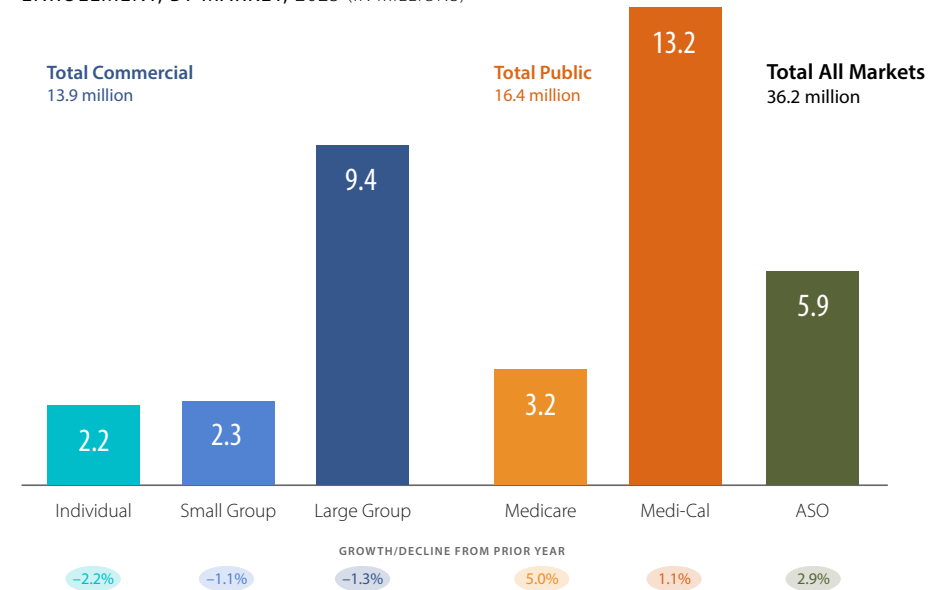
COMMERCIAL ENROLLMENT, BY REGULATOR AND PRODUCT TYPE, 2023

(IN MILLIONS)

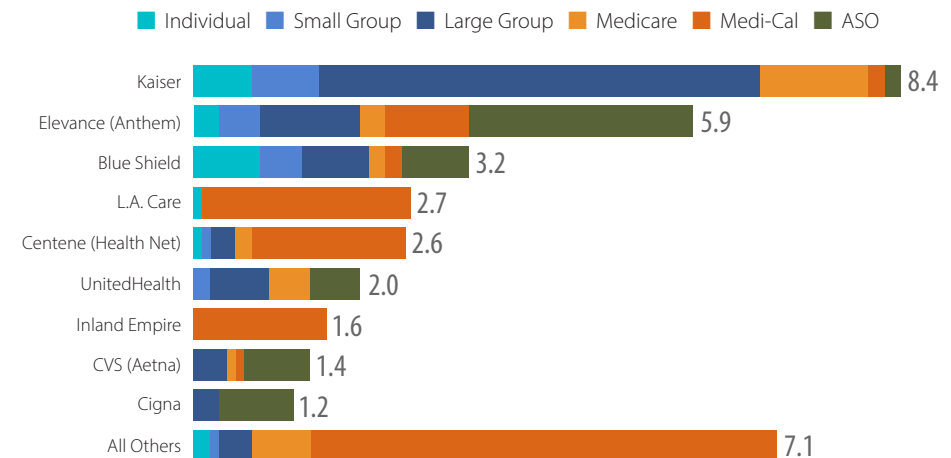


† Other includes exclusive provider organization, fee-for-service, and high-deductible health plans.

ENROLLMENT, BY MARKET, 2023 (IN MILLIONS)



ENROLLMENT, BY INSURER AND MARKET, 2023 (IN MILLIONS)

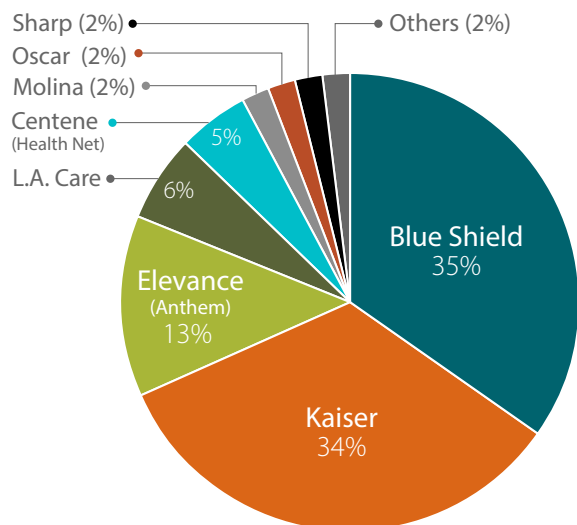


Notes: All figures are as of December 2023. DMHC is California Department of Managed Health Care. CDI is California Department of Insurance. ASO is administrative services only. Medicare and Medi-Cal are managed care enrollment only. Enrollment subcontracted from other plans is excluded from commercial, public, and ASO market categories. Figures may not sum due to rounding. The Anthem Inc. Group of companies changed its name in 2022 to Elevance Health Inc. Group.

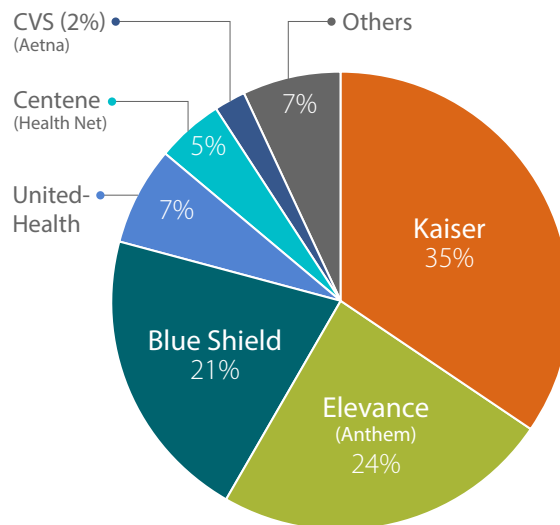
Sources: [Enrollment Summary Report](#) (2023), DMHC; and [Health Insurance Covered Lives Report](#) (2023), CDI.

Enrollment, by Market and Largest Insurers, 2023

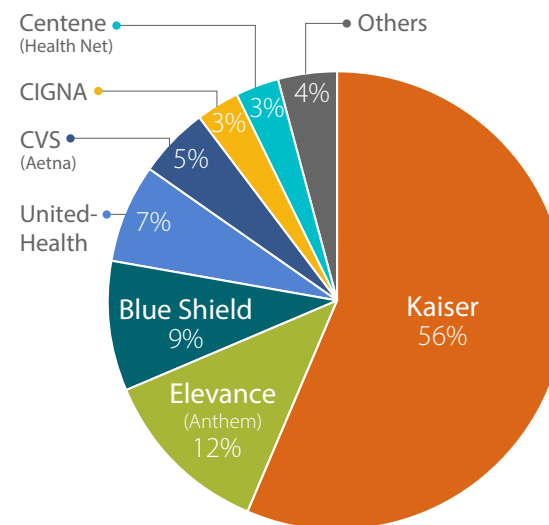
INDIVIDUAL
2.2 MILLION



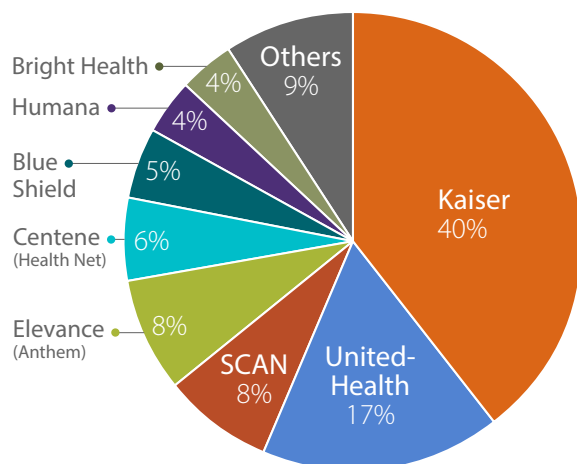
SMALL GROUP
2.3 MILLION



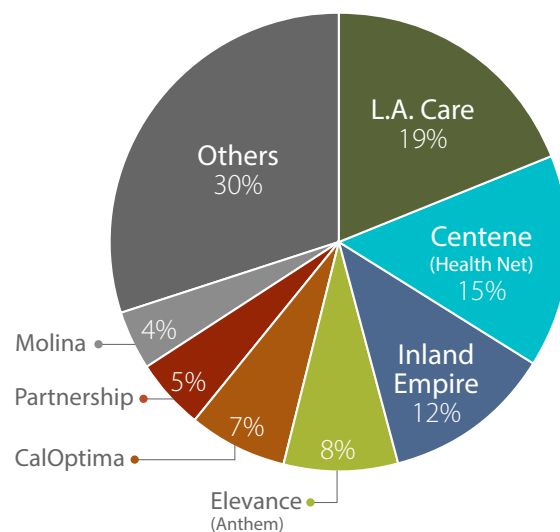
LARGE GROUP
9.4 MILLION



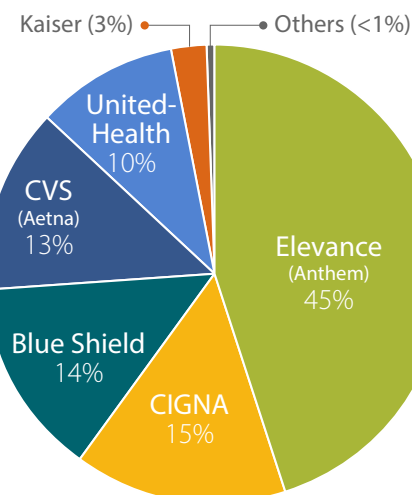
MEDICARE MANAGED CARE
3.2 MILLION



MEDI-CAL MANAGED CARE
13.2 MILLION



ASO
5.9 MILLION



All figures are as of December 2023. ASO is administrative services only. Others includes insurers with enrollment below 36,000 in the individual market, 40,000 in the small group market, 270,000 in the large group market, 120,000 in the Medicare managed care market, 500,000 in the Medi-Cal managed care market, and 150,000 in the ASO market. Figures may not sum due to rounding.

Sources: [Enrollment Summary Report](#) (2023), California Dept. of Managed Health Care; and [Health Insurance Covered Lives Report](#) (2023), California Dept. of Insurance.